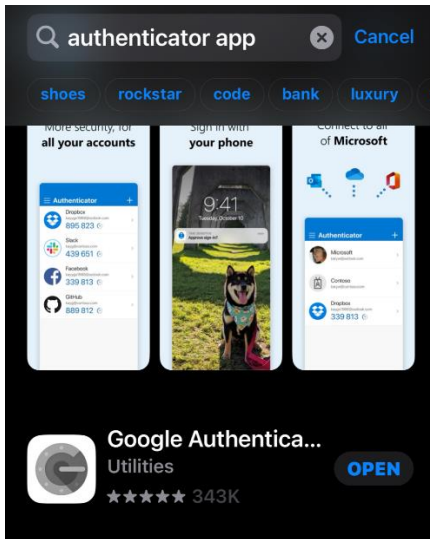


We Got Friends Welcome E-Mail

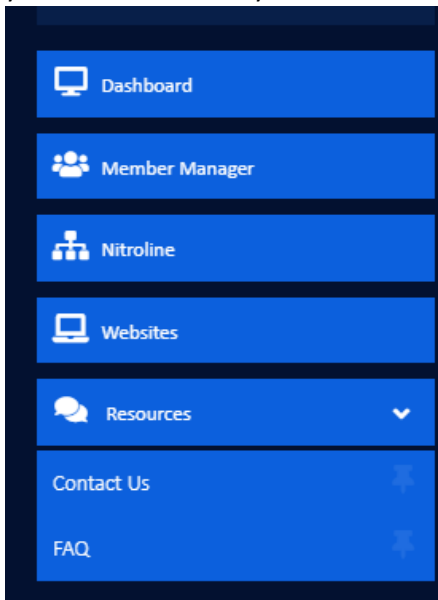
Congratulations! You've taken a significant step towards paving the path to financial freedom and fulfilling your dreams. Working with We Got Friends, you can access 100 leads per month of business-oriented individuals looking for an opportunity to start their own home businesses - now that's something worth celebrating! Although there is no magic get rich quick solution here, it will undoubtedly pay dividends through hard work and dedication in achieving true success.

Below you will find a step-by-step guide that will give you the opportunity to succeed.

- 1) Logon to your back office at www.wegotfriends.com/login. When you first login, you will be asked to set up a 2 step authentication tool. I use Authenticator by Google. In your app store it looks like this:

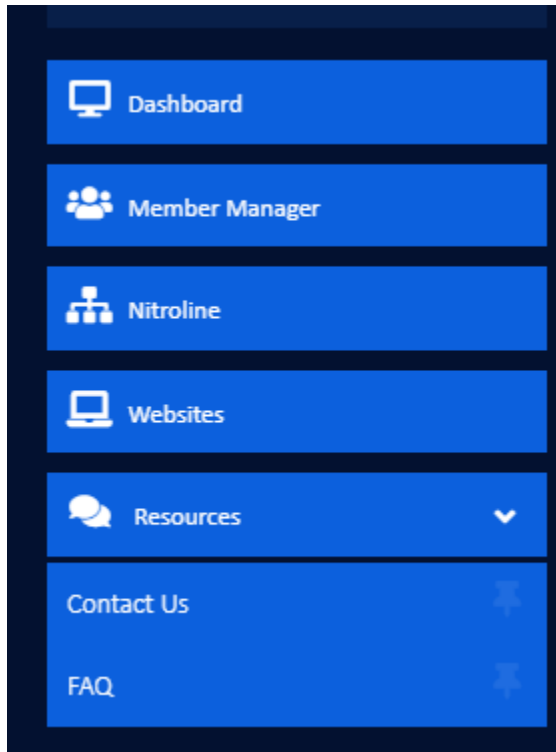


- 2) Get familiar with your back office. You will see a menu on the left of your screen. This is what you will use on a daily basis.



- 3) Join our Member-Only Facebook Group: <http://www.facebook.com/groups/wegotfriendsbiz>

- 4) We close your signups for you Monday through Thursday on our live webinars.
LIVE Zooms Every Monday to Thursday at 9PM Eastern
www.wegotfriends.live
- 5) Click on your website tab. This is where you will find your personal website.



- 6) Invite 2 people to join your business. It is important to get 1 person on your left and one person on your right leg (in your Nitroline).
- 7) After they sign up, send them these instructions.
- 8) Repeat step 6 & 7!